

---

---

---

---

---

---

---

---



---

---

---


---

---

---

---

---



---

---

---

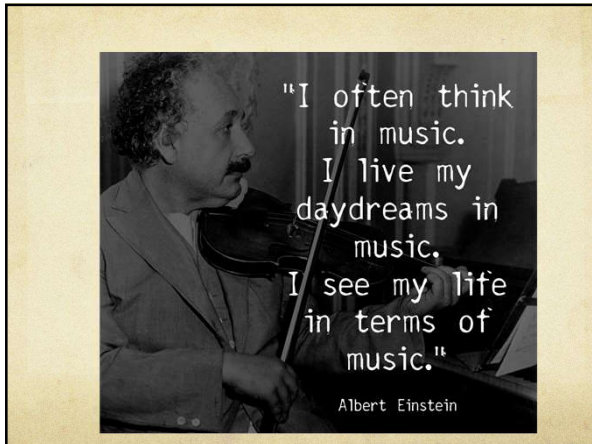
---

---

---

---

---



---

---

---

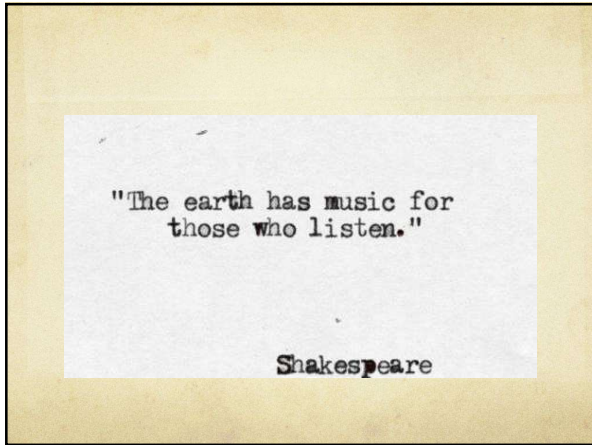
---

---

---

---

---



---

---

---


---

---

---

---

---



---

---

---

---

---

---

---

---

**Music is important to God**

- Sing to the Lord a new song, for he has done marvelous things. Psalm 98:1
- Make a joyful noise to the lord, all the Earth; break forth into joyous song and sing praises. Sing praises to the Lord with the Lyre, with the lyre and the sound of melody. With trumpets and the sound of the horn, make a joyful noise before the king, The Lord. Psalm 98: 4-6
- Let the word of Christ dwell in you richly, teaching and admonishing one another in all wisdom, singing psalms and hymns and spiritual songs, with thankfulness in your hearts to God. Colossians 3:16
- <https://www.youtube.com/watch?v=1hig3RpyR3M&list=RDOAXgkPtAiMA&index=5>

---

---

---

---

---

---

---

---

**MY BRAIN:**

5% - names,  
3% - phone number,  
2% - stuff i should know for school,  
90% - song lyrics



---

---

---

---

---

---

---

---

Memories are connected to feelings and feelings are connected to music. So, use music to make a memory.

<https://www.youtube.com/watch?v=cuBl3TNrjek>

---

---

---

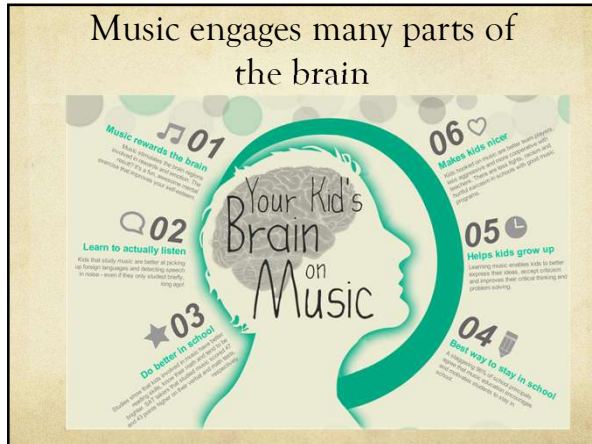
---

---

---

---

---




---

---

---

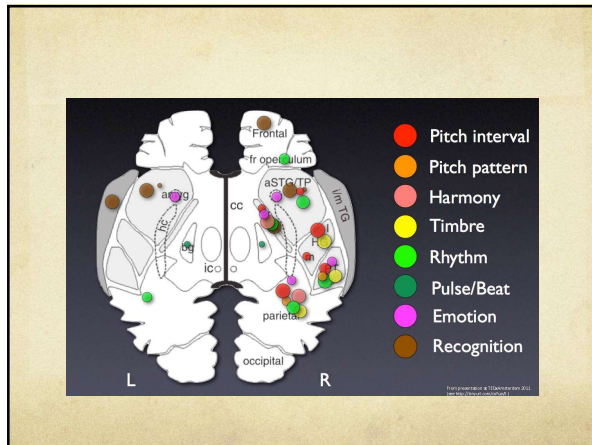
---

---

---

---

---




---

---

---

---

---

---

---

---

### How can I use music in my class?

○ 1. Use it as an introduction

Instead of introducing your lesson with an activity or a question, have students listen to a well chosen song. <https://www.youtube.com/watch?v=tcui1wtpa4>

Ask questions like:

- \*What was the main idea of that song?
- \*What Biblical truths did you hear?
- \*Does this song remind you of a Bible story you have heard before?
- \*Does this song remind you of an experience you have had in your own life?

---

---

---

---

---

---

---

---



○ 2. Use it to transition the class

- \*Teacher: one, two, three eyes on me. Students: one, two eyes on you.
- \*clapping beat that kids repeat
- \*monthly chorus or hymn that is played for 1-2 min. as a signal to clean up, come to circle, time is up, etc.
- \* Are you listening, are you listening... (tune of Frere Jacques)
- \*Clean up song

---

---

---

---

---

---

---

---

3. Use it to teach your content

- <https://www.youtube.com/watch?v=8ealledf2dl>
- <https://www.youtube.com/watch?v=Vc9pEb-Ej7U>

---

---

---

---

---

---

---

---

Teach a new song...

- 1. Play it in the background
- 2. Repeat, repeat, repeat
- 3. Use motions
- 4. Be animated
- 5. Use words or pictures when possible

---

---

---

---

---

---

---

---

Have fun, they will too!



---

---

---


---

---

---

---

---



---

---

---

---

---

---

---

---